



**MULTI-POSITION AIR HANDLER**

**DIRECT EXPANSION OR CHILLED WATER COOLING  
ELECTRIC OR HOT WATER HEATING**

**Description:**

These air handling units are designed for multi-position applications in a closet, attic, or basement. Vertical Upflow or Horizontal Left or Right.


Model	CFM	Tons DX	Tons CW	Type Htg.	Volt/Ph
B/S40	800-1200	N/A	N/A	Electric	208/230/1
B/S14	1600-2000	N/A	N/A	Electric	208/230/1
B/S41	800-1200	1.5-3.0	N/A	Electric	208/230/1
B/S15	1600-2000	3.0-5.0	N/A	Electric	208/230/1
H40	800-1200	N/A	N/A	Hot Water	115/1
H14	1600-2000	N/A	N/A	Hot Water	115/1
H41	800-1200	1.5-3.0	N/A	Hot Water	115/1
H15	1600-2000	3.0-5.0	N/A	Hot Water	115/1
24,36CWA2	800-1200	N/A	2.0-3.0	Electric	208/230/1
48,60CWA2	1600-2000	N/A	4.0-5.0	Electric	208/230/1
24,36CWA4-HW	800-1200	N/A	2.0-3.0	Hot Water	115/1
48,60CWA4-HW	1600-2000	N/A	4.0-5.0	Hot Water	115/1



B15 Unit Shown



H15 Unit Shown



B14 Unit Shown

**NOTE: B/S/H40, 14 UNITS ARE HEATING ONLY (Add on coil available)**

For cooling requirements these air handlers are designed to accept an evaporator coil matched with most brands of condensing units and heat pumps.

**Standard Features:**

- \* Upflow, Horizontal (right to left)
- \* Drain pans are manufactured of durable, non-corrosive plastic, and meet ASHRAE standards for IAQ. Pans are "dry" thus holding minimum water.
- \* Drain pans have primary and secondary drains for either left or right hand connections.
- \* Cabinet is heavy gauge embossed galvanized steel substrate, with front and top panels pre-painted a durable neutral gray.
- \* All units are equipped with factory installed time delay relay as standard.
- \* All units have 1" foil faced insulation.
- \* All units include a 1" throw away filter.
- \* All electric heat units are 208/230/1/60 All hydronic heat units are 115/1/60.
- \* Standard units with 12 KW electric heat or larger have a factory installed circuit breaker (UL Requirement). All units 10 KW and smaller may be ordered with or without the circuit breaker option.
- \* All units are suitable for "0" inch clearance to combustible materials.
- \* Electric heat units are field convertible to downflow with factory conversion kit.
- \* Blower assembly slides out for easy maintenance.
- \* Refrigeration coil connections are swaged and then factory sealed with copper caps to maintain a nitrogen holding charge.
- \* All hydronic units include a freeze protection switch.
- \* All hydronic units include a compressor lockout switch.

**Factory Installed Options:**

- \* R-22 or R-410A thermostatic expansion valve, suitable for heat pump applications.
- \* Circuit Breaker on electric heat models 10 KW and smaller
- \* Pump timer for hydronic units.
- \* Deduct for removing hot water circulating pump for boiler loop applications.

**All Technical Information Subject To Change Without Notice**

Form: BSH-CWA-070106-1



**For more information contact Customer Service 817-624-0820  
or your SunTherm Representative.**

501 Terminal Road Fort Worth, Texas 76106 Ph. 817-624-0820 Fx. 817-624-8581



PRODUCT NOMENCLATURE  
AIR HANDLER

<b>TYPE</b> B-With Circuit Breaker S-Without Circuit Breaker H-Hot Water Heat	B	15	55	10	A	1	B	C
<b>SERIES</b> (14) - 21-1/2"W X 25"D X 30"H (15) - 21-1/2"W X 25"D X 49-3/4"H (40) - 17-1/2"W X 20"D X 27-5/8"H (41) - 17-1/2"W X 21"D X 39-3/4"H (02) - Wall Mount 1.5 - 2.5 Tons (03) - Wall Mount 3.0 Tons								
<b>BLOWER</b> (34) - 1/3 HP - 208/240/1 - 10x7 (37) - 1/3 HP - 115/1 - 10x7 (42) - 1/3 HP - 208/240/1 - 10x7 (B/S03) (45) - 1/4 HP - 208/240/1 - 10x6 (46) - 1/4 HP - 115/1 - 10x6 (49) - 1/3 HP - 115/1 - 10x8 (51) - 3/4 HP - 208/240 - 11x9 (52) - 3/4 HP - 115/1 - 11x9 (53) - 3/4 HP - 115/1 - 11x11 (55) - 1/3 HP - 208/240/1 - 10X8 (56) - 1/3 HP - 115/1 - 10X7 (H03)								
<b>HEATING CAPACITY</b> (10) - Indicates KW Electric Heating B/S Models Only (26) - Indicates BTUH Hot Water Heating H Models Only								
<b>UNIT VOLTAGE</b> A - 115 Volts Single Phase (H) Models Only B - 208/240 Volts Single Phase (B/S) Models Only								
<b>TIME DELAY RELAY</b> 1 - With Time Delay Relay TDR 0 - Without Time Delay Relay TDR								
<b>INSULATION</b> A - 1/2" Insulation B - 1" Insulation								
<b>VERSION</b> C - (Current) Plastic Drain Pans								

All Technical Information Subject To Change Without Notice

Form: BSH-CWA-070106-2



For more information contact Customer Service 817-624-0820  
or your SunTherm Representative.

501 Terminal Road Fort Worth, Texas 76106 Ph. 817-624-0820 Fx. 817-624-8581



**PRODUCT NOMENCLATURE  
EVAPORATOR COIL**

**COIL** C A 036 A 862 M 41  
C = Cooling/Heat Pump  
H = Hot Water

**TYPE**  
A = "A" Coil

**NOMINAL CAPACITY**  
18 = 18000 BTUH  
24 = 24000 BTUH  
30 = 30000 BTUH  
36 = 36000 BTUH  
42 = 42000 BTUH  
48 = 48000 BTUH  
60 = 60000 BTUH

**SLAB CONFIGURATION**  
A = 2 Slabs ("A" Coil)

**SLAB CODE**  
Coil Specifications (Factory Use)

**METERING DEVICE**  
See Specification Sheets

**CABINET CLASSIFICATION**  
41 - Small Cabinet  
15 - Large Cabinet

All Technical Information Subject To Change Without Notice



For more information contact Customer Service 817-624-0820  
or your SunTherm Representative.

501 Terminal Road Fort Worth, Texas 76106 Ph. 817-624-0820 Fx. 817-624-8581

Form: BSH-CWA-070106-3

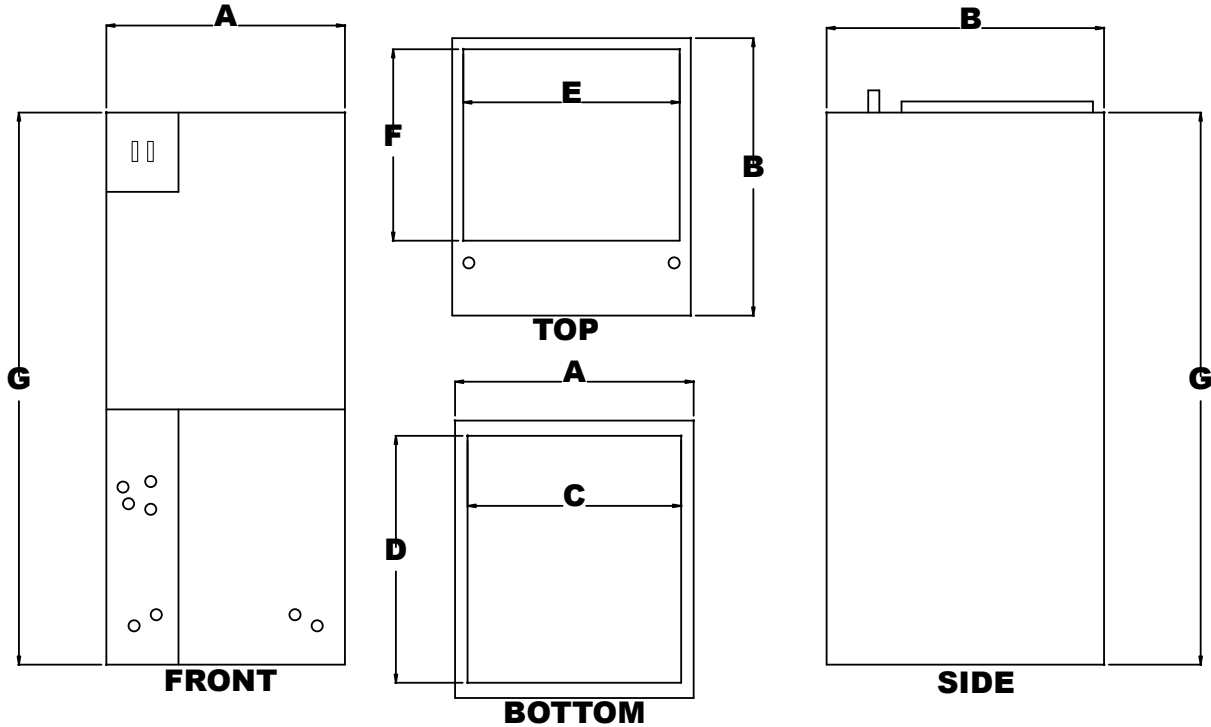


**MULTI-POSITION AIR HANDLER**

**PHYSICAL DATA**

**PHYSICAL DIMENSIONS**

Model Number	A	B	C	D	E	F	G
B/S/H40,41 / 24,36CWA	17-1/2	21	15	17-1/2	16	12-5/8	39-3/4
B/S/H14,15 / 48,60CWA	21-1/2	25	19-1/4	22-1/4	19-5/8	17-1/4	49-3/4



**GENERAL SPECIFICATIONS**

Model Number	Nominal Tons	Blower Code	CFM @ 0.20"	Heating Capacity	Filter Size	Max. Shp. Weight	Qty. Per Truckload
B/S40,41 & 24CWA2	1.5 - 2.0	45	900	0-10 KW	16X20X1	118	160
B/S40,41 & 36CWA2	2.5 3.0	34	1200	0-15 KW	16X20X1	118	160
H40,41 & 24CWA4-HW	1.5 - 2.0	46	800	20K - 30K	16X20X1	140	160
H40,41 & 36CWA4-HW	2.5	37	1000	30K - 39K	16X20X1	140	160
B/S14,15 & 36-48CWA2	3.0 - 4.0	55	1700	0-20 KW	20X25X1	180	80
B/S14,15 & 60CWA2	5.0	51	2100	0-20KW	20X25X1	180	80
H14,15 & 36-48CWA4-HW	3.0 - 3.5	52	1740	41K - 50K	20X25X1	199	80
H14,15 & 36-48CWA4-HW	3.0 - 4.0	53	2000	43K - 67K	20X25X1	199	80
H14,15 & 60CWA4-HW	5.0	53	2000	62K - 80K	20X25X1	199	80

Note: For cooling applications, evaporator coil must be field installed on all B/S/H14, 40 air handlers

Note: Maximum (80) B/S/H-15 and (80) B/S/H-41 can be shipped on a mixed truckload

Heating Capacity For "B" & "S" Models Is Expressed In Electric KW

Heating Capacity For "H" Models Is Expressed In 1000 BTUH

**All Technical Information Subject To Change Without Notice**



Form: BSH-CWA-070106-4

For more information contact Customer Service 817-624-0820  
or your SunTherm Representative.

501 Terminal Road Fort Worth, Texas 76106 Ph. 817-624-0820 Fx. 817-624-8581



**MULTI-POSITION AIR HANDLER**

FAN DATA  
W/ ELECTERIC HEAT

**FAN DATA "B/S" AND "CWA" SERIES**

Model Number	Nominal Tons	Motor HP @ 230/1	Blower Speed	CFM @ 0.10"	CFM @ 0.20"	CFM @ 0.30"	CFM @ 0.40"	CFM @ 0.50"
B/S41-45-00 24CWA2	1.5-2.0	1/4	H	950	900	850	790	720
			M	850	800	740	680	610
			L	700	660	610	550	480
B/S41-34-00 36CWA2	2.5-3.0	1/3	H	1250	1200	1120	1060	1000
			M	1070	1020	970	920	860
			L	900	870	840	790	720
B/S15-55-00 48CWA2	3.0-4.0	1/3	H	1850	1700	1650	1500	1410
			M	1750	1650	1450	1330	1180
			L	1150	1060	1000	920	810
B/S15-51-00 60CWA2	4.0-5.0	3/4	H	2160	2100	2000	1940	1880
			M	2110	1980	1810	1750	1650
			L	2000	1860	1670	1340	1200

CFM Is Expressed For Nominal Tonnage With Dry Coil - Use 0.96 As Approximate Wet Coil Correction Factor

**FAN DATA "B/S" SERIES W/O COIL**

Model Number	Nominal Tons	Motor HP @ 230/1	Blower Speed	CFM @ 0.10"	CFM @ 0.20"	CFM @ 0.30"	CFM @ 0.40"	CFM @ 0.50"
B/S40-45-00	1.5-2.0	1/4	H	990	938	885	823	750
			M	885	833	771	708	635
			L	729	688	635	573	500
B/S40-34-00	2.5-3.0	1/3	H	1302	1250	1167	1104	1042
			M	1115	1063	1010	958	896
			L	938	906	875	823	750
B/S14-55-00	3.0-4.0	1/3	H	1927	1771	1719	1563	1469
			M	1823	1719	1510	1385	1229
			L	1198	1104	1042	958	844
B/S14-51-00	4.0-5.0	3/4	H	2250	2188	2083	2021	1958
			M	2198	2063	1885	1823	1719
			L	2083	1938	1740	1396	1250

All Technical Information Subject To Change Without Notice

Form: BSH-CWA-070106-5



For more information contact Customer Service 817-624-0820  
or your SunTherm Representative.

501 Terminal Road Fort Worth, Texas 76106 Ph. 817-624-0820 Fx. 817-624-8581



**MULTI-POSITION AIR HANDLER**

**FAN DATA  
W/ HOT WATER HEAT**

**FAN DATA "H" AND "CWA" SERIES**

Model Number	Nominal Tons	Motor HP	Blower Speed	CFM @ 0.10"	CFM @ 0.20"	CFM @ 0.30"	CFM @ 0.40"	CFM @ 0.50"
H40/H41-46-20-A1BC	1.5 - 2.0	1/4	H	850	800	760	720	680
H40/H41-46-26-A1BC	1.5 - 2.0		M	825	775	715	690	670
24CWA4-HW	2.0		L	780	715	655	630	-
H41-46-33-A1BC	1.5 - 2.0	1/4	H	840	790	750	700	660
H40-46-33-A1BC			M	820	760	755	680	630
			L	770	700	630	600	-
H41-37-30-A1BC	2.5	1/3	H	1030	1000	950	890	850
H40-37-30-A1BC			M	1000	960	905	865	810
			L	980	925	870	810	-
H41-37-39-A1BC	2.5	1/3	H	1010	980	930	865	830
H40-37-39-A1BC			M	975	935	895	845	800
			L	950	900	860	810	-
H15-49-41-A1BC	3.0 - 3.5	1/3	H	1370	1330	1290	1255	1215
H14-49-41-A1BC	3.0 - 3.5		M	1360	1265	1190	1120	1090
36CWA4-HW	3.0		L	1300	1200	1070	1000	970
H15-49-50-A1BC	3.0 - 3.5	1/3	H	1360	1310	1270	1230	1190
H14-49-50-A1BC			M	1340	1250	1170	1090	1060
			L	1280	1170	1040	970	-
H15-52-43-A1BC	3.5 - 4.0	3/4	H	1900	1820	1720	1630	1530
H14-52-43-A1BC			M	1830	1700	1600	1485	1310
			L	1730	1590	1400	1430	-
H15-52-52-A1BC	3.5 - 4.0	3/4	H	1880	1775	1680	1600	1490
H14-52-52-A1BC			M	1800	1650	1550	1450	1300
			L	1730	1530	1360	1270	-
H15-52-67-A1BC	3.5 - 4.0	3/4	H	1860	1740	1640	1530	1480
H14-52-6A1BC	3.5 - 4.0		M	1789	1620	1510	1390	1280
48CWA4-HW	4.0		L	1680	1500	1320	1250	-
H15-53-62-A1BC	5.0	3/4	H	2055	2000	1950	1845	1780
H14-53-62-A1BC			M	1920	1840	1720	1590	1545
			L	1830	1720	1500	1405	1325
H15-53-71-A1BC	5.0	3/4	H	2022	1945	1860	1780	1730
H14-53-71-A1BC			M	1860	1820	1680	1500	1450
			L	1765	1670	1450	1370	1300
H15-53-80-A1BC H14-53-80-A1BC	5.0	3/4	H	1950	1900	1845	1770	1720
			M	1820	1750	1620	1470	1440
60CWA4-HW			L	1750	1640	1390	1270	-

All electric heat air handlers are 208/230/1  
All hot water heat air handlers are 115/1

All Technical Information Subject To Change Without Notice

Form: BSH-CWA-070106-6



For more information contact Customer Service 817-624-0820  
or your SunTherm Representative.

501 Terminal Road Fort Worth, Texas 76106 Ph. 817-624-0820 Fx. 817-624-8581



**MULTI-POSITION AIR HANDLER**

**ELECTRICAL DATA  
FACTORY INSTALLED ELECTRIC HEAT**

**ELECTRICAL DATA "B/S" AND "CWA2" SERIES**

Electric Heat KW	Nominal Tons	Nominal CFM	Electric Heat		MCA		MOCP (Maximum)	
			KW @ 230/1	KW @ 208/1	230/1	208/1	230/1	208/1
			<b>B/S40-45 BS41-45 24CWA2</b>					
0	1.5-2.0	800 To 900	0.0	0.0	2.1	1.9	15.0	15.0
3			3.0	2.3	18.4	15.4	25.0	20.0
5			5.0	3.8	29.0	25.0	30.0	30.0
8			8.0	6.0	44.0	39.0	45.0	40.0
10			10.0	7.5	55.0	48.0	60.0	50.0
<b>B/S40-34 BS41-34 36CWA2</b>								
0	2.5-3.0	1020 To 1200	0.0	0.0	3.5	3.4	15.0	15.0
3			3.0	2.3	19.8	16.9	25.0	20.0
5			5.0	3.8	30.0	27.0	30.0	30.0
8			8.0	6.0	46.0	40.0	50.0	40.0
10			10.0	7.5	56.0	49.0	60.0	50.0
15 (Breaker Only)			15.0	11.3	56.0/26.0	40.0/23.0	60.0/30.0	50.0/30.0
<b>B/S14-55 BS15-55 48CWA2</b>								
0	3.0-4.0	1650 To 1700	0.0	0.0	4	3.9	15	15
3			3.0	2.3	20.3	17.4	25	20
5			5.0	3.8	30	27	30	30
8			8.0	6.0	46	41	50	45
10			10.0	7.5	57	50	60	50
15 (Breaker Only)			15.0	11.3	53.0/30.0	46.0/27.0	60.0/30.0	50.0/30.0
20 (Breaker Only)			20.0	15.0	57.0/53.0	50.0/46.0	60.0/30.0	50.0/50.0
<b>B/S14-51 BS15-51 60CWA2</b>								
0	4.0-5.0	1980 To 2100	0.0	0.0	6.0	5.9	15.0	15.0
3			3.0	2.3	22.3	19.4	25.0	20.0
5			5.0	3.8	32.0	29.0	35.0	30.0
8			8.0	6.0	48.0	42.0	50.0	45.0
10			10.0	7.5	59.0	52.0	60.0	60.0
15 (Breaker Only)			15.0	11.3	53.0/32.0	46.0/29.0	60.0/35.0	50.0/30.0
20 (Breaker Only)			20.0	15.0	59.0/53.0	52.0/46.0	60.0/60.0	60.0/50.0

**ELECTRICAL DATA "H" AND "CWA-HW" SERIES**

Model Number	Nom.Tons	Nom.CFM	HP	Volt/Ph.	FLA	MCA	MOCP
H40 & H41-46 & 24CWA4-HW	1.5-2.0	800	1/4	115/1	3.2	4.0	10.0
H40 & H41-37	2.5	1000	1/3	115/1	6.2	7.8	15.0
H14 & H15-49 & 36CWA4-HW	3.0-3.5	1330	1/3	115/1	6.2	7.8	15.0
H14 & H15-52 & 48CWA4-HW	3.0-4.0	1740	3/4	115/1	9.5	11.8	20.0
H14 & H15-53 & 60CWA4-HW	5.0	2000	3/4	115/1	9.5	11.8	20.0

All Technical Information Subject To Change Without Notice

Form: BSH-CWA-070106-7

For more information contact Customer Service 817-624-0820  
or your SunTherm Representative.

501 Terminal Road Fort Worth, Texas 76106 Ph. 817-624-0820 Fx. 817-624-8581



**MULTI-POSITION AIR HANDLER**

**ELECTRICAL DATA  
FIELD INSTALLED ELECTRIC HEAT KITS  
INCLUDES STANDARD FAN MOTOR**

**ELECTRICAL DATA "B/S" AND "CWA" SERIES**

Electric Heat Kit Model	Nominal Tons	Nominal CFM	Electric Heat		MCA		MOCP	
			KW @ 230/1	KW @ 208/1	230/1	208/1	230/1	208/1
			<b>FITS B/S40-45 BS41-45 24CWA2</b>					
S41HK03	1.5-2.0	800 To 900	3.0	2.3	18.4	15.4	25.0	20.0
S41HK05			5.0	3.8	29.0	25.0	30.0	30.0
S41HK08			8.0	6.0	44.0	39.0	45.0	40.0
S41HK10			10.0	7.5	55.0	48.0	60.0	50.0
<b>FITS B/S40-34 BS41-34 36CWA2</b>								
S41HK03	2.5-3.0	1020 To 1200	3.0	2.3	19.8	16.9	25.0	20.0
S41HK05			5.0	3.8	30.0	27.0	30.0	30.0
S41HK08			8.0	6.0	46.0	40.0	50.0	40.0
S41HK10			10.0	7.5	56.0	49.0	60.0	50.0
B41HK15			15.0	11.3	56.0/26.0	40.0/23.0	60.0/30.0	50.0/30.0
<b>FITS B/S14-55 BS15-55 48CWA2</b>								
S15HK03	3.0-4.0	1650 To 1700	3.0	2.3	20.3	17.4	25	20
S15HK05			5.0	3.8	30	27	30	25
S15HK08			8.0	6.0	46	41	50	45
S15HK10			10.0	7.5	57	50	60	50
B15HK15			15.0	11.3	53.0/30.0	46.0/27.0	60.0/30.0	50.0/30.0
B15HK20			20.0	15.0	57.0/53.0	50.0/46.0	60.0/30.0	50.0/50.0
<b>FITS B/S14-51 BS15-51 60CWA2</b>								
S15HK03	4.0-5.0	1980 To 2100	3.0	2.3	22.3	19.4	25.0	20.0
S15HK05			5.0	3.8	32.0	29.0	35.0	30.0
S15HK08			8.0	6.0	48.0	42.0	50.0	45.0
S15HK10			10.0	7.5	59.0	52.0	60.0	60.0
B15HK15			15.0	11.3	53.0/32.0	46.0/29.0	60.0/35.0	50.0/30.0
B15HK20			20.0	15.0	59.0/53.0	52.0/46.0	60.0/60.0	60.0/50.0

**DOWNFLOW CONVERSION KITS**

Model	Fits Coil No.
DFK-41-10	CA0XXA820
DFK41-12	CA0XXA821, 861
DFK41-14	CA0XXA822, 862, 892
DFK15-16	CA0XXA863
DFK15-18	CA0XXA864, 894
DFK15-20	CA0XXA865, 895, 695

Note:

Downflow conversion kits are used with electric heat models only.  
Not suitable for use with hot water heat models.

**All Technical Information Subject To Change Without Notice**




For more information contact Customer Service 817-624-0820  
or your SunTherm Representative.  
501 Terminal Road Fort Worth, Texas 76106 Ph. 817-624-0820 Fx. 817-624-8581

Form: BSH-CWA-070106-8



#### HOT WATER HEATING CAPACITY "H" AND "CWA4-HW" SERIES

Model Number	Nom.CFM Fan Speed	Heating Capacity @ Entering Water Temp.				GPM	WPD	APD
		120°F	140°F	160°F	180°F			
H40,41-46-20&24CWA4	655-L	12320	17590	22990	28490	4.0	2.5	0.12
H40,41-46-26&24CWA4	715-M	12820	18310	23940	29700	4.0	2.5	0.14
H40,41-46-33&24CWA4	760-H	13160	19910	24610	30540	4.0	2.5	0.16
H40,41-37-30	905-M	15100	21620	28330	35200	4.0	2.3	0.14
H40,41-37-39	950-H	20740	29630	38760	48090	4.0	2.3	0.23
H14,15-49-41&36CWA4	1190-M	19620	28050	36720	45570	4.0	2.3	0.14
H14,15-49-50&36CWA4	1290-H	27140	38730	50610	62730	4.0	2.4	0.23
H14,15-52-43&48CWA4	1400-L	20890	29910	39190	48690	4.0	2.3	0.18
H14,15-52-52&48CWA4	1600-M	29500	42160	55170	68470	4.0	2.4	0.34
H14,15-52-67&48CWA4	1720-H	36290	51740	67570	83720	4.0	2.4	0.52
H14,15-53-62&60CWA4	1500-L	27000	38520	50320	62350	7.0	2.3	0.20
H14,15-53-71&60CWA4	1720-M	38470	54810	71540	88570	7.0	2.9	0.48
H14,15-53-80&60CWA4	1950-H	46370	65940	85900	106180	7.0	2.9	0.64



#### Operation of SunTherm Air Handler W/ Hot Water Heat

Circulating pump and Air Handler blower are energized by conventional heating thermostat. Pump circulates hot water from hot water heater to heating coil in Air Handler and blower circulates warm air through the duct system. When thermostat is satisfied, pump and blower are de-energized. Circulating pump may be deleted for boiler loop applications.

#### Equipment Sizing

1. Calculate heat loss of structure by ACCA or ASHRAE load calculation method. Air Handler heating capacity should be equal to, or exceed load calculation.
2. Select a water heater whose BTUH input/recovery efficiency exceeds heating capacity of Air Handler.  
**Note:** The heating capacity of the Air Handler will not exceed the net output of the water heater.
3. Air Handlers are capable of using hot water from other sources such as boilers as long as hot water does not exceed 180°F.
4. Call a SunTherm Distributor for assistance in sizing.

All Technical Information Subject To Change Without Notice



Form: BSH-CWA-070106-9

For more information contact Customer Service 817-624-0820  
or your SunTherm Representative.

501 Terminal Road Fort Worth, Texas 76106 Ph. 817-624-0820 Fx. 817-624-8581



**MULTI-POSITION AIR HANDLER**

**CHILLED WATER COOLING PERFORMANCE**

**Cooling Performance:**

Model Number	CFM	GPM	Cooling Capacity @ E.A.T. / E.W.T.				WPD	APD
			80°F / 67°F / 45°F		80°F / 67°F / 42°F			
			Total	Sensible	Total	Sensible		
24CWA2 24CWA4	600	3.0	20600	15700	22700	26500	2.2	0.14"
		4.5	24400	17300	27000	18400	4.7	
		6.0	26800	18300	29850	19650	8.2	
	800	3.5	25200	19800	27650	20900	2.9	0.21"
		5.0	29400	21600	32500	22900	5.8	
6.5		32300	22900	35900	24000	9.6		
36CWA2 36CWA4	1000	4.0	31400	24800	34350	26000	2.1	0.23"
		6.0	37150	27300	41000	29000	4.6	
		8.0	41100	29000	45600	31000	8.1	
	1200	5.0	37500	29600	41100	31150	3.3	0.28"
		6.5	41800	31500	46000	33300	5.4	
8.0		45000	32900	50000	35000	8.1		
48CWA2 48CWA4	1400	4.5	38300	32000	41500	33400	1.2	0.24"
		6.0	43800	34500	47800	36350	2.2	
		7.5	48200	36400	53000	38500	3.3	
	1600	6.0	46400	37700	50500	39500	2.2	0.25"
		8.0	52600	40500	57800	42700	3.8	
10.0		57500	42600	63500	45100	5.8		
60CWA2 60CWA4	1600	6.5	52000	40400	56900	42500	2.8	0.19"
		8.5	58350	43100	64300	45600	4.6	
		10.5	63300	45200	70000	48100	6.9	
	2000	7.0	59500	47700	64750	50000	3.2	0.27"
		10.0	69200	52100	76300	55100	6.3	
		13.0	76400	55200	84650	58700	10.5	

All Technical Information Subject To Change Without Notice

Form: BSH-CWA-070106-10



For more information contact Customer Service 817-624-0820  
or your SunTherm Representative.

501 Terminal Road Fort Worth, Texas 76106 Ph. 817-624-0820 Fx. 817-624-8581



**MULTI-POSITION AIR HANDLER**

**ACCESSORIES AND OPTIONS**

**FIELD INSTALLED ACCESSORIES AND FACTORY INSTALLED OPTIONS**

Thermal Expansion Valves (Factory or Field) All Units		Downflow Conversion Kits (Multi-Position)	
TXV3-A	Expansion valve 1.5-3.0 tons R-22	DFK41-10	Fits CA0XX820 coils
TXV3-B	Expansion valve 3.0-5.0 tons R-22	DFK41-12	Fits CA0XXA821,861 coils
TXV4-A	Expansion valve 1.5-3.0 tons R-410a	DFK41-14	Fits CA0XXA822,862,892 coils
TXV4-B	Expansion valve 3.0-5.0 tons R-410a	DFK15-16	Fits CA0XXA863 coils
		DFK15-18	Fits CA0XXA864,894 coils
	Specify Field or Factory Installed	DFK15-20	Fits CA0XXA865,895,695 coils

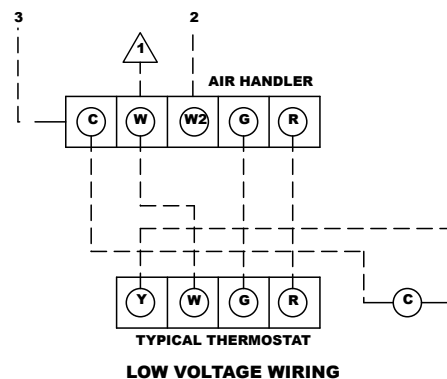
  

Hydronic Accessories All Units		Accessories for Dedicated Vertical/Wall Mount	
68AC002	Pump timer for hydronic coil pruge.	WPD02	Wall panel door for 02 models
RPA-01	Remote pump assembly 4 GPM 1/2"	WPD03	Wall panel door for 03 models
RPA-02	Remote pump assembly 4 GPM 3/4"	LCD02	Louvered coil door for 02 models
RPA-03	Remote pump assembly 7 GPM 3/4"	LCD03	Louvered coil door for 03 models
Deduct available to remove pump for boiler loop applications.		BRP02	Bottom return air panel for 02 model
		BRP03	Bottom return air panel for 03 models
		WB	Wall Mounting Brackets

Field Installed Electric Heaters "S41" Multi-Position		Accessories For Furr Down Horizontal	
S41HK-03	3 KW without breaker	CPL1	Louvered Access Panel (18,19,24)
B41HK-03	3 KW with breaker	CPNL1	Non-louvered Access Panel (18,19,24)
S41HK-05	5 KW without breaker	CPL2	Louvered Access Panel (25,30,31)
B41HK-05	5 KW with breaker	CPNL2	Non-louvered Access Panel (25,30,31)
S41HK-06	6 KW without breaker	CPL3	Louvered Access Panel (34,35)
B41HK-06	6 KW with breaker	CPNL3	Non-louvered Access Panel (34,35)
S41HK-08	8 KW without breaker	CPL4	Louvered Access Panel (36,37)
B41HK-08	8 KW with breaker	CPNL4	Non-louvered Access Panel (36,37)
S41HK-10	10 KW without breaker	TDR	Time Delay Relay
B41HK-10	10 KW with breaker		
B41HK-12	12 KW with breaker		

Field Installed Electric Heaters "S15" Multi-Position	
S15HK-05	5 KW without breaker
B15HK-05	5 KW with breaker
S15HK-06	6 KW without breaker
B15HK-06	6 KW with breaker
S15HK-08	8 KW without breaker
B15HK-08	8 KW with breaker
S15HK-10	10 KW without breaker
B15HK-10	10 KW with breaker
B15HK-12	12 KW with breaker
B15HK-15	15 KW with breaker
B15HK-20	20 KW with breaker

Typical Thermostat Wiring



All Technical Information Subject To Change Without Notice

Form: BSH-CWA-070106-11



For more information contact Customer Service 817-624-0820  
or your SunTherm Representative.

501 Terminal Road Fort Worth, Texas 76106 Ph. 817-624-0820 Fx. 817-624-8581

***SunTherm***<sup>TM</sup>  
**HEATING PRODUCTS**