



“Fur Down” High Efficiency Horizontal Ceiling Mounted Air Handler–Cased

Standard Features

High Efficiency

- Advanced engineered High Efficiency “A” Coil Design
- High Efficiency Constant Torque ECM Motor
- Meets ASHRAE 193 standard for < 2% airflow leak loss

DX Models are A2L Refrigerant Class Compliant

- Equipped with refrigerant leak detection system
- Available in R-32 and R-454B models

Ease of installation

- Space saving design
- Easy access for service and maintenance
- Pre-wired for heating and cooling
- Primary and secondary drain connections

Multiple heating options

- Heat Pump
- Electric heat (208/240V-1Ph-60Hz)
- Hot water heat (115V-1Ph-60Hz)
- Water circulating pump pre-installed on hot water models

Multiple cooling options

- DX cooling coil
- Chilled Water coil

Field Installed Options

- Louvered or non-louvered ceiling access panels

Standard Warranty

- 5 Year Coil
- 1 Year Parts

“Fur Down” High Efficiency Horizontal Ceiling Mounted Air Handler

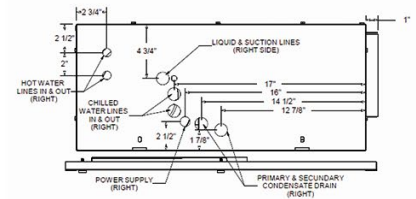
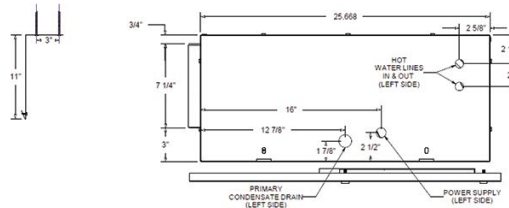
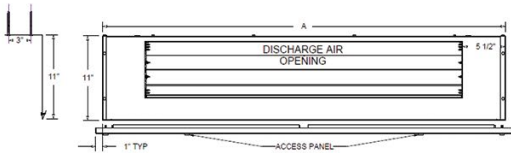
HEC1 Direct Expansion Cooling/Electric Heating
HEC3 Chilled Water Cooling/Electric Heating

HEC2 Direct Expansion Cooling/Hot Water Heating
HEC4 Chilled Water Cooling/Hot Water Heating

The **High Efficiency Series Air Handlers** are engineered to achieve or exceed today’s demanding energy rating requirements. Specifically designed for horizontal mounting into a furred down ceiling. Advanced engineering allows these units to efficiently handle up to 1200 CFM and up to 3 tons of cooling with a DX cooling coil, heat pump coil or chilled water coil. These units are available with up to 10 kW of electric heat or hot water heating capacity. For DX cooling requirements, these air handlers can be matched with most manufacturer’s condensing units and heat pumps designed for R-32 or R-454B refrigerant.

The **“HE” Series** cased concealed ceiling unit has been designed to meet ASHRAE Standard 193 to not exceed 2% air leak loss. They have a knock-out for rear return air. Return air duct flanges and filter racks are field supplied.

CASED UNITS



MODEL	A	B	C	D	E	F	G
HECX-XX-X-A	41"	2 3/4"	7 7/8"	4"	3	4 3/8"	2 7/8"
HECX-XX-X-B	47"	1 7/8"	6"	3"	2	3 3/8"	1 7/8"
HECX-XX-X-C	53 1/2"	3"	8 1/2"	4 1/4"	3 1/4"	4 1/2"	3"
HECX-XX-X-D	60 1/2"	3"	12"	4 1/4"	3 1/4"	4 1/2"	3"

MODEL	DISCHARGE AIR
HECX-XX-X-A	30 1/4" x 7 5/8"
HECX-XX-X-B	38 1/4" x 7 5/8"
HECX-XX-X-C	42 1/4" x 7 5/8"
HECX-XX-X-D	49 1/4" x 7 5/8"